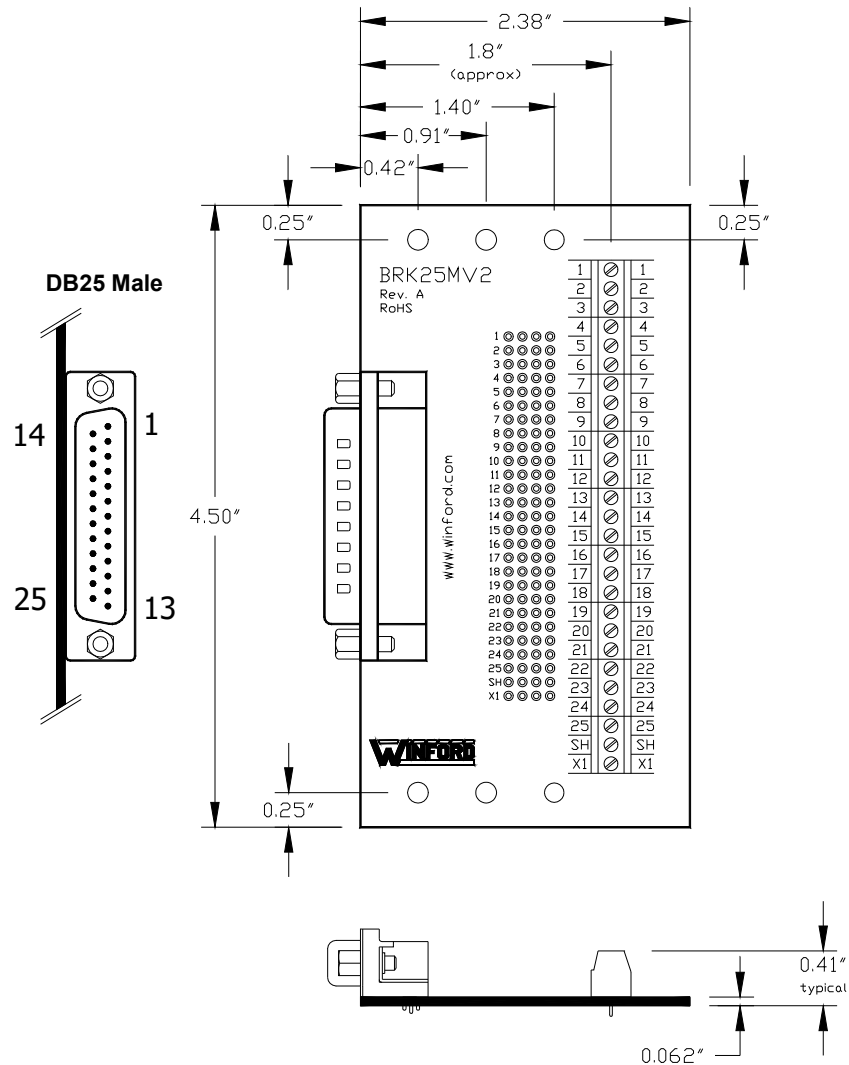


**BRK25MV2 Datasheet**  
Product Revision: Rev A



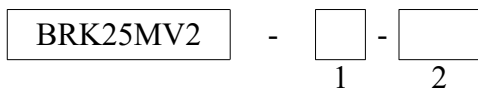
- MOUNTING HOLE, 0.15" DIA
- SOLDER PAD W/ 0.05" DIA HOLE
- ⊗ SCREW TERMINAL

## BRK25MV2 Rev A Specifications

Ambient Temperature	-20°C to 85°C
Ambient Humidity	10% to 90% RH, non-condensing
Voltage	*Contact Winford Engineering
Continuous Current	*Contact Winford Engineering
Screw Terminal Size	Accepts 16 - 26 AWG wire

\*Contact Winford Engineering with this inquiry. Specifications such as current rating involve component specifications, ambient temperature, max appropriate temperature rise, and the number of simultaneously active conductors. Contact [support@winford.com](mailto:support@winford.com)

## Part Number Ordering Information

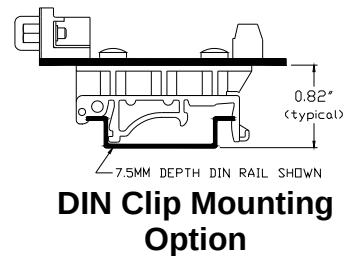
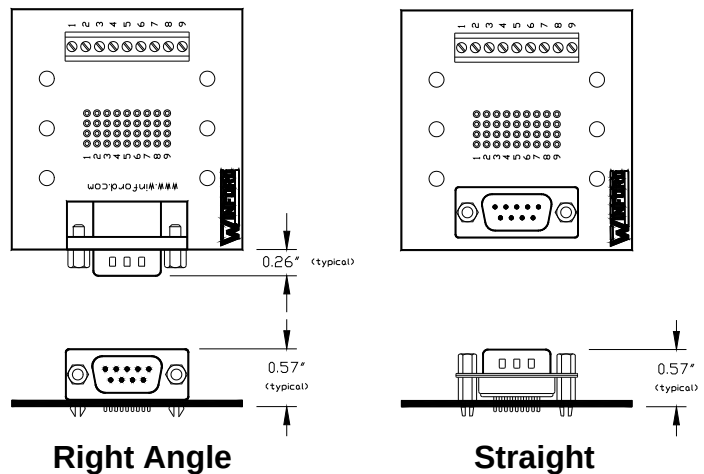


### 1. Connector Style

- **R** Right Angle
- **S** Straight (Vertical)

### 2. Mounting Option

- **FT** Rubber Feet on bottom side of PCB
- **DIN** DIN Rail Mounting Clips



## BRK25MV2 Stocked Part Numbers

The following part numbers represent standard options and are stocked:

- BRK25MV2-R-FT
- BRK25MV2-R-DIN
- BRK25MV2-S-FT
- BRK25MV2-S-DIN

For parts other than BRK25MV2-\*, please see the other datasheets for a list of stocked part numbers.

## Changes

Date	Description
12/20/2011	V2, Rev A Changes: <ul style="list-style-type: none"><li>• Added DB25 Shell solder pads and screw terminal</li><li>• Added new extra solder pads and screw terminal (X1)</li><li>• Pin 25 was formerly brought out three places; now just one place</li><li>• Silkscreen labeling enlarged, now only pin numbers are shown</li><li>• Screw terminals formerly broken into three groups; now all one</li><li>• Board size remains unchanged</li><li>• Mounting holes on edges of board are unchanged</li><li>• Added additional mounting hole on each side, between existing holes</li><li>• Removed mounting holes in middle of board</li></ul>

## Notices

1. Drawings and specifications are subject to change without notice.
2. Winford Engineering, LLC does not authorize any of its products for use in military, medical or other life-critical systems and/or devices. Life-critical devices/systems include devices or systems which, a) are intended for surgical implantation into the body, or b) support or sustain life and whose failure to perform can be reasonably expected to result in injury. Winford Engineering, LLC products are not designed with the components required, and are not subject to the testing required to ensure a level of reliability suitable for the treatment and diagnosis of people. Winford Engineering, LLC shall not be held responsible or liable for damages or injury that occur as a result of the use of this product.